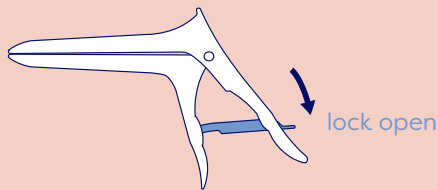




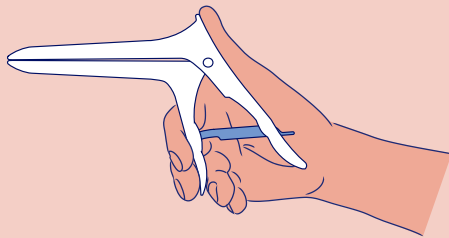
Instructions for use

This IFU applies to all Orchid Spec Single-Use Vaginal Speculum versions, including the smoke extraction and open-sided versions.



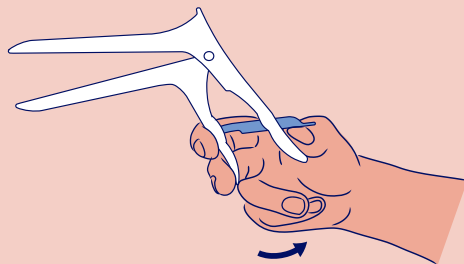
1. Unlock

Take the speculum in your dominant hand. Check that the lock is open and free moving in the down position.



2. Insert

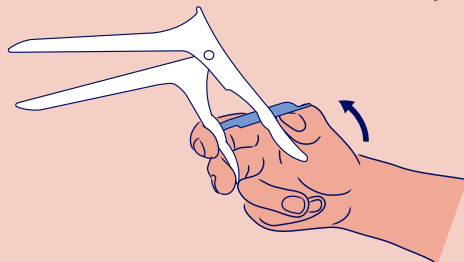
Place your thumb on the top ridge surface and your index & middle fingers on the front handle. Place your ring finger against the back of the front handle near the tip.



3. Open

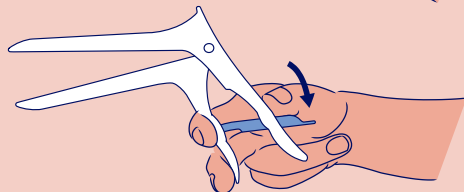
Slide your thumb down from the ridge to the tip of the back handle. Gently open speculum inside patient. Lock should be free moving & silent.

Some physicians recommend placing a second thumb on the top ridge whilst using the dominant hand to open the speculum. This allows for very precise angling and opening with one hand and depth manipulation with the second hand.



4. Lock

To lock, simply slide your thumb up. Lock will click into position. Gently let go of handles or retain a loose grip for manipulation.



5. Unlock

To unlock, simply squeeze handles gently. This will reduce tension acting on the lock. Simply slide lock down with your thumb. Lock will click free.

Emergency release of lock:

Simply push the lock down

CAUTION: Use by trained personnel only. Bridea Medical assumes no responsibility for any injury to anyone, or for any illegal or improper use of the product, that may result from failure to use this product in accordance with the intended use, instructions, cautions, or warnings. CE marked and FDA registered. Orchid Spec and Bridea Medical are registered trademarks. The function & design are patented. inquiry@orchid-spec.com / www.orchid-spec.com

A better speculum, a better practice, a better world

